

# Pauluhn FPS linear LED luminaires

UL Listed  
CSA Certified  
Type 4X; IP66

2L

Low/mid bay luminaires for use in marine and industrial locations

2L

## Applications:

- Locations requiring continuous and consistent light levels
- Marine applications, such as engine rooms, decks and walkways
- Food and beverage processing facilities
- Pulp and paper production facilities
- Water/wastewater treatment facilities

## Features:

- Surface, pole mounts
- Operating ambient: -20°C to +50°C
- Non-metallic housing for corrosion resistance
- Stainless steel mounts and latches
- White LEDs: 4000K CCT (80 CRI)

## Certifications and compliances:

- Type 4X, IP66
- UL1598 – Luminaires
- UL1598A – Luminaires for Marine Vessels
- UL924 – Emergency Lighting Equipment
- CSA C22.2 No. 250
- NSF Splash Zone



## Standard materials:

- Housing – fiberglass-reinforced polyester
- Lens – matte polycarbonate
- Latches and mounting – stainless steel

## Electrical ratings:

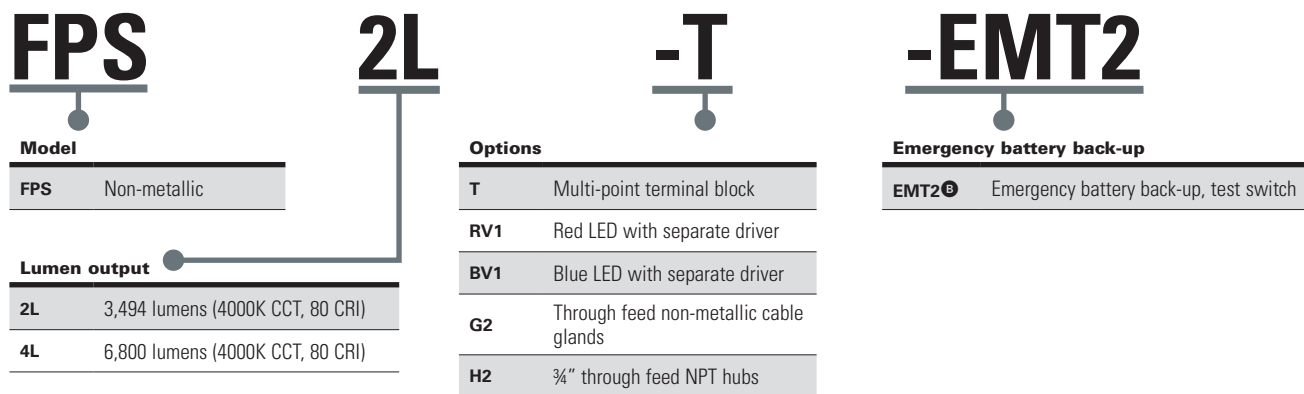
- 120-277 VAC, 50/60 Hz

Base model	Color / description	Lumens	Watts		Current (A)		Power factor	THD
			120V	277V	120V	277V		
FPS2L	White	3,494	26.30	27.70	0.221	0.110	>90%	<20%
FPS4L	White	7,040	77.88	78.01	0.662	0.305	>90%	<20%
FPS2L (RV1 or BV1) <sup>A</sup>	White mode with color LEDs	1,880	17.65	19.77	0.148	0.080	>90%	<20%
FPS4L (RV1 or BV1) <sup>A</sup>	White mode with color LEDs	7,040	25.11	25.26	0.218	0.100	>90%	<20%
FPS2L-EMT2	White normal mode (with battery charging)	3,494	37.10	38.01	0.315	0.146	>90%	<20%
	White emergency mode	875	N/A	N/A	N/A	N/A	N/A	N/A
FPS4L-EMT2	White normal mode (with battery charging)	7,040	77.88	78.01	0.662	0.305	>90%	<20%
	White emergency mode	1,200	N/A	N/A	N/A	N/A	N/A	N/A

## Ordering information:

### Part number example

### FPS2L-T-EMT2



<sup>A</sup>RV1: 700 lumens (red); BV1: 500 lumens (blue).

<sup>B</sup>EM light output: FPS2L = 874 lumens; FPS4L = 1,200 lumens.

# Pauluhn FPS linear LED luminaires

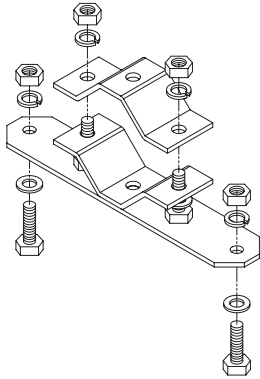
Low/mid bay luminaires for use in marine and industrial locations

UL Listed  
CSA Certified  
Type 4X; IP66

2L

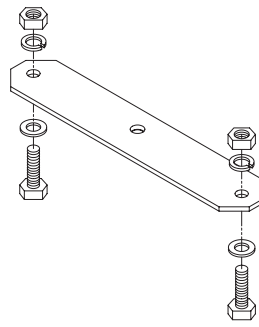
2L

## Mounting options:



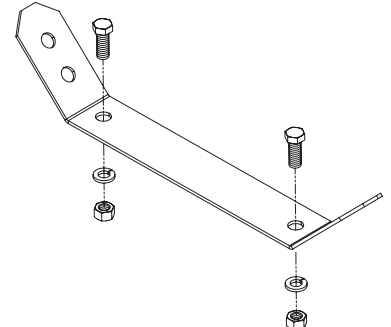
### FPSPMKIT

1 1/4" pole mount



### FPS-UNI-MNT

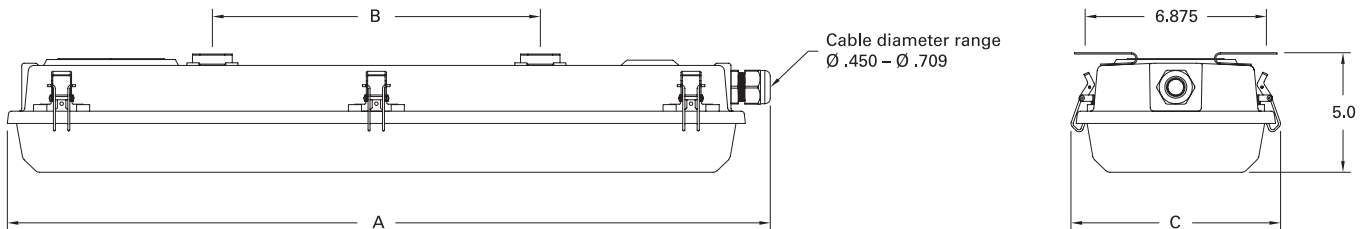
Rod mount



### FPSWMKIT

Corner wall mount

## Dimensions:



Nominal length	Dimensions in inches / centimeters			Carton W x D x L (in.)	Nominal weight Lbs. (kg.)
	A	B	C		
2 foot	28.80 (73.70)	12.44 (31.59)	7.625 (19.40)	8 3/4 x 6 1/4 x 31 1/8	9.00 (4.00)
4 foot	52.80 (134.60)	36.56 (92.87)	7.625 (19.40)	8 1/2 x 6 x 56 1/16	17.00 (7.70)