



SpecOne™ Ex-CELL Enclosures

Stainless Steel and Painted Steel



COOPER Crouse-Hinds



Ex-CELL Enclosures

High performance, high reliability enclosures for global applications.

Cooper Crouse-Hinds® Ex-CELL Enclosures are manufactured to meet the most demanding industrial and hazardous area environmental applications. The Ex-CELL Enclosure Series is a globally certified enclosure and termination solution for Type 3S and 4X applications. They are certified to the impact, thermal, and IP66 ingress requirements of EN 60079-0. Ex-CELL Enclosures are available in a comprehensive range of sizes, each with various configurations for a multitude of applications.

The Ex-CELL Series offers unique design features, precision manufacturing, and the highest quality materials, making it the premier choice for instrumentation and electrical applications across the globe.



CERTIFICATIONS AND COMPLIANCES

- Class I, Division 2, Groups A, B, C, D*
- cULus to UL50 / C22.2 No. 94-M91, Types 3S, 4X
- ATEX II 2 GD EEx e II T6 IP66 (PTB02ATEX1014) for Zones 1, 2, and 21
- IEC-Ex Certified (IECEX BKI 08.0001U)
- GOST-R and KOSHA Certified
- KGS Pending

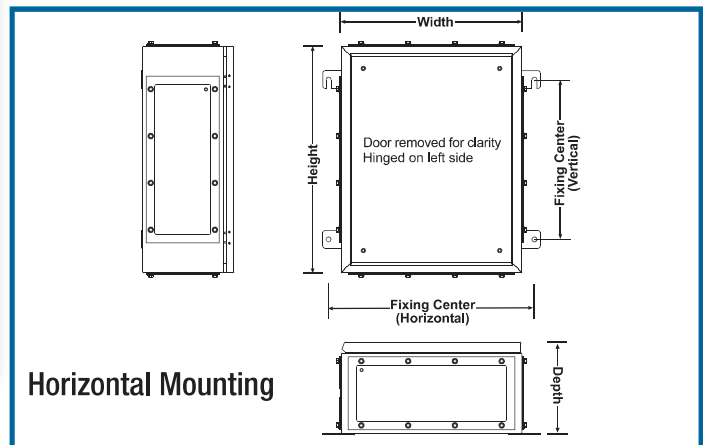
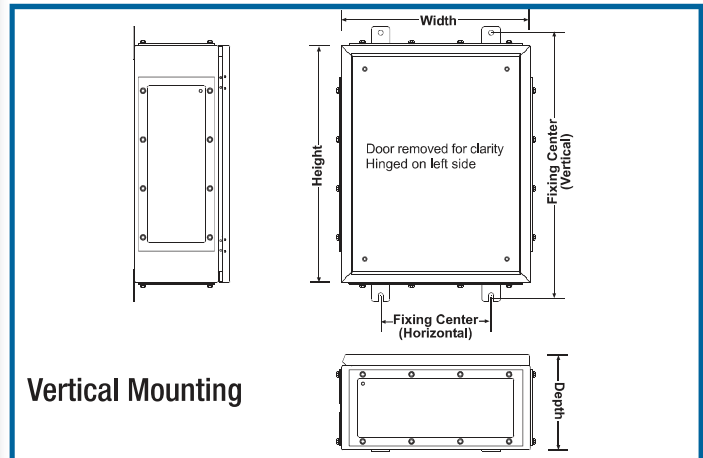
STANDARD MATERIALS AND FINISHES

Enclosure Options:	<ul style="list-style-type: none"> • 316L (1.4404 to EN 10088) Stainless Steel • 304 (1.4301 to EN 10088) Stainless Steel • RAL 7032 Painted Steel
Finish:	Superior corrosion-resistant "chromium enriched" electro-polished surface**
Gasket:	High-integrity "one piece" foam-in place polyurethane gasket
Keyed Lock Fastening Mechanism:	Chromium-plated zinc metal die cast
Door Hardware:	Stainless steel hinges on door
Enclosure Mounting:	4 x external 3mm stainless steel welded lugs, 11mm Ø holes / slots
Equipment Mounting:	4 x stand-off pillars 9mm Ø, 25mm high, tapped M6 x 10, for rail / mounting plate
Enclosure Earth:	M10 external and internal brass earth stud assembly
Operating Temperature:	-20°C to +60°C
Impact Resistance:	7 J (Nm)

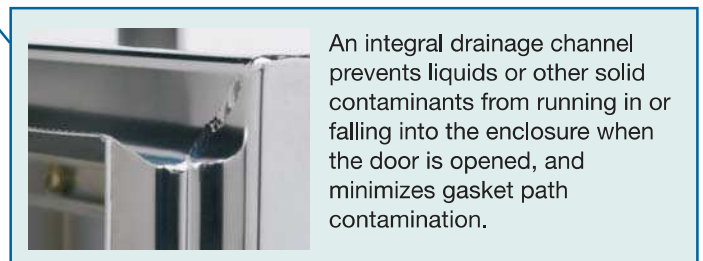
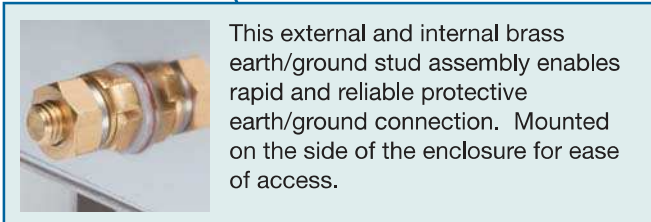
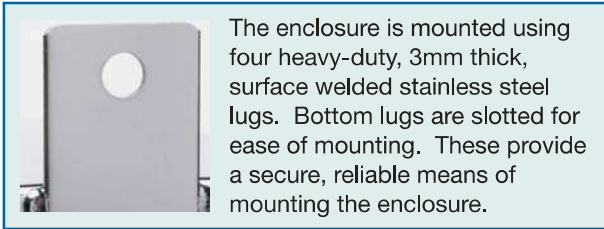
*When terminal blocks or approved Class I, Division 2 devices are installed within the enclosure. These enclosures are NOT explosionproof and will NOT contain an explosion. Installation of arcing and sparking devices which are not Class I, Division 2 rated or higher is NOT PERMITTED.

**Available on stainless steel enclosures only.

DIMENSIONS



FEATURES



Ordering Information

Catalog numbers below are for stainless steel enclosures with 1 gland plate. Ex-CELL Enclosures are available in a variety of materials and configurations. To customize, utilize the ordering boxes at the top of the page.

ORDERING EXAMPLE:

XLV	S1	090605	1	-
Enclosure Type	Material	Size	No. Gland Plates	Options

ENCLOSURE TYPE:

XLV	Standard Ex-CELL Enclosure; North American version with vertical lugs
XLH	Standard Ex-CELL Enclosure; European version with horizontal lugs
XXL	Large Ex-CELL Enclosure
XLE	Ex-CELL Eagle Enclosure with sloping top
XLF	Ex-CELL Flush Mount Enclosure

XLV ENCLOSURES WITH VERTICAL MOUNTING FEET

MOUNTING PLATE

Enclosure Size - In. (h x w x d)	Catalog Number	Fixing Center Vertical (In.)	Fixture Center Horizontal (In.)	Mounting Plate Catalog Number††
9 x 6 x 5	XLVS10906051	10.24	3.5	XLH2TMP2315
10 x 10 x 6	XLVS11010061	11.41	7.67	XLH2TMP2626
12 x 8 x 6	XLVS11208061	13.23	5.5	XLH2TMP3020
12 x 12 x 6	XLVS11212061	13.23	9.49	XLH2TMP3030
12 x 12 x 8	XLVS11212081	13.23	9.49	XLH2TMP3030
12 x 12 x 10	XLVS11212101	13.23	9.49	XLH2TMP3030
16 x 12 x 6	XLVS11612061	17.25	9.49	XLH2TMP4030
16 x 12 x 8	XLVS11612081	17.25	9.49	XLH2TMP4030
16 x 12 x 10	XLVS11612101	17.25	9.49	XLH2TMP4030
16 x 16 x 6	XLVS11616061	17.25	10	XLH2TMP4040
16 x 16 x 8	XLVS11616081	17.25	10	XLH2TMP4040
16 x 16 x 10	XLVS11616101	17.25	10	XLH2TMP4040
16 x 16 x 12	XLVS11616121	17.25	10	XLH2TMP4040
16 x 20 x 6	XLVS11620061	17.25	14	XLH2TMP4050
16 x 20 x 8	XLVS11620081	17.25	14	XLH2TMP4050
16 x 20 x 10	XLVS11620101	17.25	14	XLH2TMP4050
16 x 20 x 12	XLVS11620121	17.25	14	XLH2TMP4050
20 x 16 x 6	XLVS12016061	21.26	10	XLH2TMP5040
20 x 16 x 8	XLVS12016081	21.26	10	XLH2TMP5040
20 x 16 x 10	XLVS12016101	21.26	10	XLH2TMP5040
20 x 16 x 12	XLVS12016121	21.26	10	XLH2TMP5040
20 x 20 x 6	XLVS12020061	21.26	14	XLH2TMP5050
20 x 20 x 8	XLVS12020081	21.26	14	XLH2TMP5050
20 x 20 x 10	XLVS12020101	21.26	14	XLH2TMP5050
20 x 20 x 12	XLVS12020121	21.26	14	XLH2TMP5050
20 x 24 x 8	XLVS12024081	21.26	18	XLH2TMP5060
20 x 24 x 10	XLVS12024101	21.26	18	XLH2TMP5060
20 x 24 x 12	XLVS12024121	21.26	18	XLH2TMP5060
24 x 16 x 6	XLVS12416061	25.24	10	XLH2TMP6040
24 x 16 x 8	XLVS12416081	25.24	10	XLH2TMP6040
24 x 16 x 10	XLVS12416101	25.24	10	XLH2TMP6040
24 x 16 x 12	XLVS12416121	25.24	10	XLH2TMP6040
24 x 20 x 6	XLVS12420061	25.24	14	XLH2TMP6050
24 x 20 x 8	XLVS12420081	25.24	14	XLH2TMP6050
24 x 20 x 10	XLVS12420101	25.24	14	XLH2TMP6050
24 x 20 x 12	XLVS12420121	25.24	14	XLH2TMP6050
24 x 24 x 6	XLVS12424061	25.24	18	XLH2TMP6060
24 x 24 x 8	XLVS12424081	25.24	18	XLH2TMP6060
24 x 24 x 10	XLVS12424101	25.24	18	XLH2TMP6060
24 x 24 x 12	XLVS12424121	25.24	18	XLH2TMP6060
24 x 30 x 8	XLVS12430081	25.24	24	XLH2TMP6076
24 x 30 x 10	XLVS12430101	25.24	24	XLH2TMP6076
24 x 30 x 12	XLVS12430121	25.24	24	XLH2TMP6076

*For a 304 stainless steel enclosure, change S1 to S2 in catalog number (i.e. XLVS10906051 becomes XLVS20906051).

For a RAL 7032 painted steel enclosure, change S1 to PS in catalog number (i.e. XLVS10906051 becomes XLVPS0906051).

MATERIAL:		NUMBER OF GLAND PLATES:		OPTIONSt† (add suffix after No. of Gland Plates):			
S1	316L Stainless Steel Grade	0	No gland plates	XLNPAHASP B	Padlockable hasp (field-installable) Cover fixed with hinges and bolts instead of ¼ turn fasteners Drawing Pockets Rain / Deluge Canopy ID Tag - Label and Bracket Window Kit Painted steel enclosures with any RAL color chip specs Stainless steel enclosures painted with RAL color chip specs		
		1	Bottom gland plate only (STANDARD)				
S2	304 Stainless Steel Grade*	2	Top and bottom gland plates			Consult Factory	Painted steel enclosures with any RAL color chip specs Stainless steel enclosures painted with RAL color chip specs
		3	Bottom and side gland plates				
PS	RAL 7032 Painted Steel*	4	Top, bottom, and side gland plates	See Page 9	Locking Cover Hardware Ground Stud Kits Stand-off Pillars		

XLV ENCLOSURES WITH VERTICAL MOUNTING FEET				MOUNTING PLATE
Enclosure Size - In. (h x w x d)	Catalog Number	Fixing Center Vertical (In.)	Fixture Center Horizontal (In.)	Mounting Plate Catalog Number††
30 x 20 x 8	XLVS13020081	31.26	14	XLHBTMP7650
30 x 20 x 10	XLVS13020101	31.26	14	XLHBTMP7650
30 x 20 x 12	XLVS13020121	31.26	14	XLHBTMP7650
30 x 24 x 8	XLVS13024081	31.26	18	XLHBTMP7660
30 x 24 x 10	XLVS13024101	31.26	18	XLHBTMP7660
30 x 24 x 12	XLVS13024121	31.26	18	XLHBTMP7660
30 x 30 x 8	XLVS13030081	31.26	24	XLHBTMP7676
30 x 30 x 10	XLVS13030101	31.26	24	XLHBTMP7676
30 x 30 x 12	XLVS13030121	31.26	24	XLHBTMP7676
32 x 24 x 8	XLVS13224081	33.11	18	XLHBTMP8060
32 x 24 x 10	XLVS13224101	33.11	18	XLHBTMP8060
32 x 24 x 12	XLVS13224121	33.11	18	XLHBTMP8060
32 x 32 x 8	XLVS13232081	33.11	27.56	XLHBTMP8080
32 x 32 x 10	XLVS13232101	33.11	27.56	XLHBTMP8080
32 x 32 x 12	XLVS13232121	33.11	27.55	XLHBTMP8080
36 x 24 x 8	XLVS13624081	37.25	18	XLHBTMP9060
36 x 24 x 10	XLVS13624101	37.25	18	XLHBTMP9060
36 x 24 x 12	XLVS13624121	37.25	18	XLHBTMP9060
36 x 30 x 8	XLVS13630081	37.25	24	XLHBTMP9076
36 x 30 x 10	XLVS13630101	37.25	24	XLHBTMP9076
36 x 30 x 12	XLVS13630121	37.25	24	XLHBTMP9076
36 x 36 x 8	XLVS13636081	37.25	30	XLHBTMP9191
36 x 36 x 10	XLVS13636101	37.25	30	XLHBTMP9191
36 x 36 x 12	XLVS13636121	37.25	30	XLHBTMP9191
40 x 24 x 8	XLVS14024081	40.95	18	XLHBTMP10060
40 x 24 x 10	XLVS14024101	40.95	18	XLHBTMP10060
40 x 24 x 12	XLVS14024121	40.95	18	XLHBTMP10060
40 x 32 x 8	XLVS14032081	40.95	27.56	XLHBTMP10080
40 x 32 x 10	XLVS14032101	40.95	27.56	XLHBTMP10080
40 x 32 x 12	XLVS14032121	40.95	27.56	XLHBTMP10080
40 x 40 x 8	XLVS14040081	40.95	35.43	XLHBTMP100100
40 x 40 x 10	XLVS14040101	40.95	35.43	XLHBTMP100100
40 x 40 x 12	XLVS14040121	40.95	35.43	XLHBTMP100100
48 x 24 x 10	XLVS14824101	48.81	18	XLHBTMP12060
48 x 24 x 12	XLVS14824121	48.81	18	XLHBTMP12060
48 x 32 x 10	XLVS14832101	48.81	27.55	XLHBTMP12080
48 x 32 x 12	XLVS14832121	48.81	27.55	XLHBTMP12080
48 x 36 x 10	XLVS14836101	48.81	30	XLHBTMP12090
48 x 36 x 12	XLVS14836121	48.81	30	XLHBTMP12090
48 x 40 x 12	XLVS14840121	48.81	35.43	XLHBTMP120100
48 x 48 x 12	XLVS14848121	48.81	43.3	XLHBTMP120120

†See pages 8-9 for option information.

††Fits enclosures with both vertical or horizontal mounting feet.

Ordering Information

Catalog numbers below are for stainless steel enclosures with 1 gland plate. Ex-CELL Enclosures are available in a variety of materials and configurations. To customize, utilize the ordering boxes at the top of the page.

ORDERING EXAMPLE:

XLV	S1	090605	1	-
Enclosure Type	Material	Size	No. Gland Plates	Options

ENCLOSURE TYPE:

XLV	Standard Ex-CELL Enclosure; North American version with vertical lugs
XLH	Standard Ex-CELL Enclosure; European version with horizontal lugs
XXL	Large Ex-CELL Enclosure
XLE	Ex-CELL Eagle Enclosure with sloping top
XLF	Ex-CELL Flush Mount Enclosure

XLH ENCLOSURES WITH HORIZONTAL MOUNTING FEET

Enclosure Size - mm (h x w x d)	Catalog Number	Mounting Hole Vertical (mm)	Fixture Center Horizontal (mm)	MOUNTING PLATE
				Mounting Plate Catalog Number††
229 x 152 x 127	XLHS12315131	152	208	XLH2TMP2315
260 x 260 x 152	XLHS12626151	170	316	XLH2TMP2626
305 x 203 x 152	XLHS13020151	203	259	XLH2TMP3020
305 x 305 x 152	XLHS13030151	203	361	XLH2TMP3030
305 x 305 x 203	XLHS13030201	203	361	XLH2TMP3030
305 x 305 x 254	XLHS13030251	203	361	XLH2TMP3030
406 x 305 x 152	XLHS14030151	267	361	XLH2TMP4030
406 x 305 x 203	XLHS14030201	267	361	XLH2TMP4030
406 x 305 x 254	XLHS14030251	267	361	XLH2TMP4030
406 x 406 x 152	XLHS14040151	267	462	XLH2TMP4040
406 x 406 x 203	XLHS14040201	267	462	XLH2TMP4040
406 x 406 x 254	XLHS14040251	267	462	XLH2TMP4040
406 x 406 x 305	XLHS14040301	267	462	XLH2TMP4040
406 x 508 x 152	XLHS14050151	267	564	XLH2TMP4050
406 x 508 x 203	XLHS14050201	267	564	XLH2TMP4050
406 x 508 x 254	XLHS14050251	267	564	XLH2TMP4050
406 x 508 x 305	XLHS14050301	267	564	XLH2TMP4050
508 x 406 x 152	XLHS15040151	354	462	XLH2TMP5040
508 x 406 x 203	XLHS15040201	354	462	XLH2TMP5040
508 x 406 x 254	XLHS15040251	354	462	XLH2TMP5040
508 x 406 x 305	XLHS15040351	354	462	XLH2TMP5040
508 x 508 x 152	XLHS15050151	354	564	XLH2TMP5050
508 x 508 x 203	XLHS15050201	354	564	XLH2TMP5050
508 x 508 x 254	XLHS15050251	354	564	XLH2TMP5050
508 x 508 x 305	XLHS15050301	354	564	XLH2TMP5050
508 x 610 x 203	XLHS15060201	354	666	XLH2TMP5060
508 x 610 x 254	XLHS15060251	354	666	XLH2TMP5060
508 x 610 x 305	XLHS15060301	354	666	XLH2TMP5060
610 x 406 x 152	XLHS16040151	445	462	XLH2TMP6040
610 x 406 x 203	XLHS16040201	445	462	XLH2TMP6040
610 x 406 x 254	XLHS16040251	445	462	XLH2TMP6040
610 x 406 x 305	XLHS16040301	445	462	XLH2TMP6040
610 x 508 x 152	XLHS16050151	445	564	XLH2TMP6050
610 x 508 x 203	XLHS16050201	445	564	XLH2TMP6050
610 x 508 x 254	XLHS16050251	445	564	XLH2TMP6050
610 x 508 x 305	XLHS16050301	445	564	XLH2TMP6050
610 x 610 x 152	XLHS16060151	445	666	XLH2TMP6060
610 x 610 x 203	XLHS16060201	445	666	XLH2TMP6060
610 x 610 x 254	XLHS16060251	445	666	XLH2TMP6060
610 x 610 x 305	XLHS16060301	445	666	XLH2TMP6060
610 x 762 x 203	XLHS16076201	445	818	XLH2TMP6076
610 x 762 x 254	XLHS16076251	445	818	XLH2TMP6076
610 x 762 x 305	XLHS16076301	445	818	XLH2TMP6076

†For a 304 stainless steel enclosure, change S1 to S2 in catalog number (i.e. XLHS12315131 becomes XLHS22315131).
 ††For a RAL 7032 painted steel enclosure, change S1 to PS in catalog number (i.e. XLHS12315131 becomes XLHPS2315131).

MATERIAL:		NUMBER OF GLAND PLATES:		OPTIONSt (add suffix after No. of Gland Plates):		
S1	316L Stainless Steel Grade	0	No gland plates	XLNPAHASP B	Padlockable hasp (field-installable) Cover fixed with hinges and bolts instead of ¼ turn fasteners Drawing Pockets Rain / Deluge Canopy ID Tag - Label and Bracket Window Kit Painted steel enclosures with any RAL color chip specs Stainless steel enclosures painted with RAL color chip specs	
		1	Bottom gland plate only (STANDARD)			
S2	304 Stainless Steel Grade*	2	Top and bottom gland plates			Consult Factory
		3	Bottom and side gland plates			
PS	RAL 7032 Painted Steel*	4	Top, bottom, and side gland plates	See Page 9	Locking Cover Hardware Ground Stud Kits Stand-off Pillars	

XLH ENCLOSURES WITH HORIZONTAL MOUNTING FEET				MOUNTING PLATE
Enclosure Size - mm (h x w x d)	Catalog Number	Mounting Hole Vertical (mm)	Fixture Center Horizontal (mm)	Mounting Plate Catalog Number††
762 x 508 x 203	XLHS17650201	608	564	XLHBTMP7650
762 x 508 x 254	XLHS17650251	608	564	XLHBTMP7650
762 x 508 x 305	XLHS17650301	608	564	XLHBTMP7650
762 x 610 x 203	XLHS17660201	608	666	XLHBTMP7660
762 x 610 x 254	XLHS17660251	608	666	XLHBTMP7660
762 x 610 x 305	XLHS17660301	608	666	XLHBTMP7660
762 x 762 x 203	XLHS17676201	608	818	XLHBTMP7676
762 x 762 x 254	XLHS17676251	608	818	XLHBTMP7676
762 x 762 x 305	XLHS17676301	608	818	XLHBTMP7676
800 x 610 x 203	XLHS18060201	500	656	XLHBTMP8060
800 x 610 x 254	XLHS18060251	500	656	XLHBTMP8060
800 x 610 x 305	XLHS18060301	500	656	XLHBTMP8060
800 x 800 x 203	XLHS18080201	500	856	XLHBTMP8080
800 x 800 x 254	XLHS18080251	500	856	XLHBTMP8080
800 x 800 x 305	XLHS18080301	500	856	XLHBTMP8080
914 x 610 x 203	XLHS19161201	600	666	XLHBTMP9060
914 x 610 x 254	XLHS19161251	600	666	XLHBTMP9060
914 x 610 x 300	XLHS19161301	600	666	XLHBTMP9060
914 x 762 x 203	XLHS19176201	600	818	XLHBTMP9076
914 x 762 x 254	XLHS19176251	600	818	XLHBTMP9076
914 x 762 x 300	XLHS19176301	600	818	XLHBTMP9076
914 x 914 x 203	XLHS19191201	600	970	XLHBTMP9191
914 x 914 x 254	XLHS19191251	600	970	XLHBTMP9191
914 x 914 x 300	XLHS19191301	600	970	XLHBTMP9191
1000 x 610 x 203	XLHS110060201	700	666	XLHBTMP10060
1000 x 610 x 254	XLHS110060251	700	666	XLHBTMP10060
1000 x 610 x 300	XLHS110060301	700	666	XLHBTMP10060
1000 x 800 x 203	XLHS110080201	700	856	XLHBTMP10080
1000 x 800 x 254	XLHS110080251	700	856	XLHBTMP10080
1000 x 800 x 300	XLHS110080301	700	856	XLHBTMP10080
1000 x 1000 x 203	XLHS1100100201	700	1056	XLHBTMP100100
1000 x 1000 x 254	XLHS1100100251	700	1056	XLHBTMP100100
1000 x 1000 x 300	XLHS1100100301	700	1056	XLHBTMP100100
1200 x 610 x 254	XLHS112060251	800	666	XLHBTMP12060
1200 x 610 x 300	XLHS112060301	800	666	XLHBTMP12060
1200 x 800 x 254	XLHS112080251	800	856	XLHBTMP12080
1200 x 800 x 300	XLHS112080301	800	856	XLHBTMP12080
1200 x 914 x 254	XLHS112091251	800	970	XLHBTMP12090
1200 x 914 x 300	XLHS112091301	800	970	XLHBTMP12090
1200 x 1000 x 300	XLHS1120100301	800	1056	XLHBTMP120100
1200 x 1200 x 300	XLHS1120120301	800	1256	XLHBTMP120120

†See pages 8-9 for option information.

††Fits enclosures with both vertical or horizontal mounting feet.

Options for Ex-CELL Enclosures



Padlockable Hasp (field-installable)

- Provides a secondary means of security and safety
- Hasp is manufactured from the same material grade as the enclosure

Drawing Pockets (consult factory)

- Holders for engineering CAD drawings can be installed at the factory
- Typical offering: one per single door enclosure and two per double door enclosure

Rain / Deluge Canopy (consult factory)

- Can be retrofitted to the enclosure as required using existing fixing positions

ID Tag - Label and Bracket (consult factory)

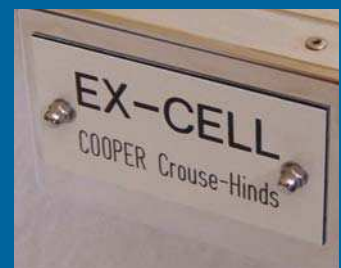

- Provides an effective solution for labeling enclosure assemblies with ID Tag Labels

Window Kit (consult factory)

- Available in multiple sizes (listed below) for PLC/monitors/metering, as well as other applications

Window Kit Sizes

9" x 5.5" (229 x 140mm)	17" x 11" (432 x 279mm)
5" x 3" (127 x 76mm)	23" x 15" (584 x 383mm)
13" x 3" (330 x 76mm)	29" x 19" (737 x 483mm)
17" x 5.5" (432 x 140mm)	35" x 23" (889 x 584mm)
12" x 12" (305 x 305mm)	



ORDERING INFORMATION - LOCKING COVER HARDWARE

Slot Shape



Eastern European (D Shape)



Double Bit Shape



Square



Triangular

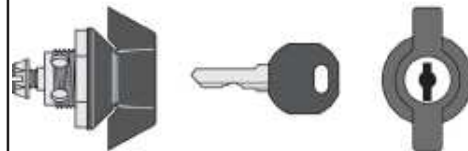


Crown Shape

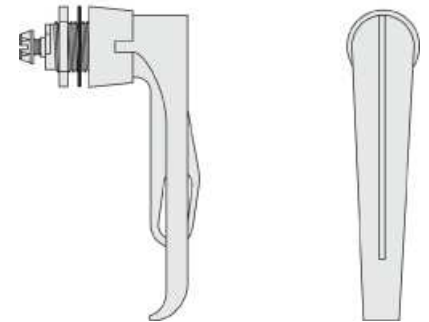


Catalog Number	Type
QBXLKSLOT	Slot Shape
QBXLKKEE	Eastern European (D Shape)
QBXLKDBS	Double Bit Shape
QBXLKSQ8	Square 8mm
QBXLKSQ7	Square 7mm
QBXLKTR8	Triangular 8mm
QBXLKTR7	Triangular 7mm
QBXLKCWN	Crown Shape
QBXLKWKI	Wing Knob Insert with Standard Key
QBXLKPAD	L Padlockable Handle 10mm

Wing Knob with Standard Key




L Padlockable Handle 10mm



ORDERING INFORMATION - GROUND STUD KITS

Catalog Number	Type
ACCBSESM10KIT	M10 Brass
ACCS1ESM10KIT	M10 Stainless Steel
ACCBSESM14KIT	M14 Brass

ORDERING INFORMATION - STAND-OFF PILLARS



Catalog Number	Type	Inches
ACCSOP15	SP15	0.60
ACCSOP20	SP20	0.80
ACCSOP30	SP30	1.20

Ex-CELL Sloped and Flush Mount Enclosures



Ex-CELL Eagle Enclosures

- Water shedding design for vertical mounted applications protects critical electronics and instrumentation
- Ideal for highway, DOT, transportation, pharmaceutical, and telecommunications applications
- Standard finish - electro-polished stainless steel offers higher corrosion resistance than brushed stainless steel
- Available with 0 or 1 gland plate

Imperial Sizing (inches)				Metric (mm)			
Catalog Number	Height	Width	Depth	Catalog Number	Height	Width	Depth
XLE**121208*	12	12	8	XLE**303020*	305	305	203
XLE**161208*	16	12	8	XLE**403020*	406	305	203
XLE**161608*	16	16	8	XLE**404020*	406	406	203
XLE**201608*	20	16	8	XLE**504020*	508	406	203
XLE**202008*	20	20	8	XLE**505020*	508	508	203
XLE**242008*	24	20	8	XLE**605020*	610	508	203



Eagle

Ex-CELL Flush Mount Enclosures

- Ideal for vertical mounting (wall) in a pharmaceutical or clean room application; or horizontal mounting (ceiling) in a plenum application
- Available with 0 gland plates

Imperial Sizing (inches)				Metric (mm)			
Catalog Number	Height	Width	Depth	Catalog Number	Height	Width	Depth
XLF**0906050	9	6	5	XLF**2215130	229	152	127
XLF**1010060	10	10	6	XLF**2626150	260	260	152
XLF**1212060	12	12	6	XLF**3030150	305	305	152
XLF**1616060	16	16	6	XLF**4040150	406	406	152



Flush Mount

**Designate material. See Page 5 for material options available.

*Designate 0 or 1 gland plate.



Ex-CELL XXL Double Door Enclosures

- Maintains NEMA 4/4X and IP66 ratings, as well as the certifications and compliances of the standard Ex-CELL enclosure
- Protects extra large electronics and instrumentation such as PLCs, large displays and meters, air conditioners, fans, etc.
- Floor mounted enclosures available with a number of options, including a lifting eye kit (Catalog Number: XCLS1B KIT); see Page 9 for door locking options
- Ideal for food and dairy, waste water treatment plants, and harsh environment wash down / hose down applications
- Standard finish - electro-polished stainless steel offers higher corrosion resistance than brushed stainless steel
- Available with 0 or 1 gland plate



Imperial Sizing (inches)				Metric (mm)			
Catalog Number	Height	Width	Depth	Catalog Number	Height	Width	Depth
XXL**544208*	54	42	8	XXL**14010020*	1371	1066	203
XXL**604810*	60	48	10	XXL**15012025*	1524	1219	254
XXL**606012*	60	60	12	XXL**15015030*	1524	1524	305
XXL**726020*	72	60	20	XXL**18015050*	1830	1524	508
XXL**727224*	72	72	24	XXL**18018060*	1830	1830	610



Ex-CELL Gangable Enclosures

- Maintains NEMA 4/4X and IP66 ratings, as well as the certifications and compliances of the standard Ex-CELL enclosure
- Allows versatility for protecting larger electronics and instrumentation such as drives, custom control panels, extra large terminal blocks, etc.
- Standard finish - electro-polished stainless steel offers higher corrosion resistance than brushed stainless steel
- Available up to 48" x 96" x 12" - please consult factory for more information

**Designate material. See Page 5 for material options available.
 *Designate 0 or 1 gland plate.

For more information:

If further assistance is required, please contact an authorized Cooper Crouse-Hinds Distributor, Sales Office, or Customer Service Department.

U.S. (Global Headquarters):

Cooper Crouse-Hinds

Wolf & Seventh North Streets
Syracuse, NY 13221
(866) 764-5454
FAX: (315) 477-5179
FAX Orders Only: (866) 653-0640
crouse.customerctr@cooperindustries.com

Canada:

Cooper Crouse-Hinds Canada

Toll Free: 800-265-0502
FAX: (800) 263-9504
FAX Orders only: (866) 653-0645

Mexico/Latin America/Caribbean:

Cooper Crouse-Hinds, S.A. de C.V.

52-555-804-4000
FAX: 52-555-804-4020
mxmercadotecnia@cooperindustries.com

Europe (Germany):

Cooper Crouse-Hinds GmbH

49 (0) 6271 806-500
49 (0) 6271 806-476
info-ex@ceag.de

Middle East (Dubai):

Cooper Crouse-Hinds LLC

971 4 4272500
FAX: 971 4 4298521

Singapore:

Cooper Crouse-Hinds Pte. Ltd.

65-6297-4849
FAX: 65-6297-4819
sales@cchspore.com.sg

China:

Cooper Crouse-Hinds Pte. Ltd.

86-21-2899-3600
FAX: 86-21-2899-4055
cchsales@cooperindustries.com

Korea:

Cooper Crouse-Hinds Korea

82-2-3484-6783
82-2-3484-6778

Australia:

Cooper Electrical Australia

61-2-8787-2777
FAX: 61-2-9609-2342
sales@cooperelectrical.com.au

India:

Cooper India Pvt. Ltd.

91-124-4683888
FAX: 91-124-4683899
cchindia@cooperindustries.com

www.crouse-hinds.com

Cooper Crouse-Hinds is a registered trademark of Cooper Industries, Inc.
©2008 Cooper Industries, Inc.

Your Authorized Cooper Crouse-Hinds Distributor is:

**CamiEx**
Cami Electrical Export

10900 N.W. 21 ST, SUITE 140
MIAMI, FLA. 33172
Phone (305) 718-9296
Fax (305) 718-9991
Venezuela (58 212) 257-1281

www.camiex.com
sales@camiex.com

Cooper Industries, Ltd.
600 Travis, Ste. 5800
Houston, TX 77002-1001
P: 713-209-8400
www.cooperindustries.com